



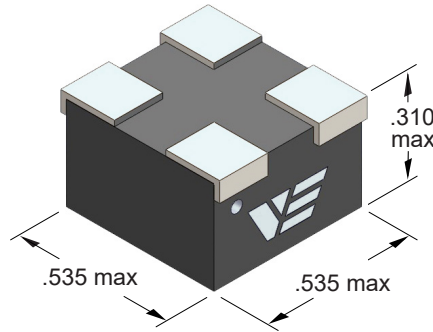
CMN9 SERIES NANOCRYSTALLINE COMMON MODE CHOKE



COTS +

Inductance Range (mH)	DCR max (Ohms)	Current Rating (A)
0.09 - 10.6	0.007 - 0.076	8.26 - 1.95

ALL DIMENSIONS: INCHES



THRU-HOLE & GULL-WING PACKAGES ALSO AVAILABLE

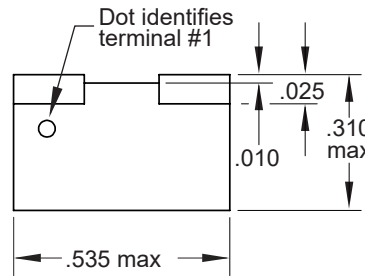
ELECTRICAL SPECIFICATIONS

- **Operating Temperature:** -55°C to +125°C
- **Storage Temperature:** -60°C to +130°C
- **Temperature Rise:** < 30°C
- **Inductance:** Measured at 10kHz, 0.10V
- **DCR:** Measured at room ambient (25°C)
- **Dielectric Withstanding Voltage:** 1000 V_{RMS}
- **Overload Current:** 1.5 times rated current
- **Different electrical values available upon request**

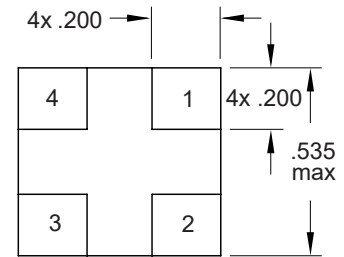
FEATURES

- **Compact**, low profile, ideal for automatic placement
- **Terminations:** HMP solder, Lead Free (RoHS)
- **Resistance to Soldering Heat:** 265°C for 10 seconds
- **Welded Internal Connections** - no reflow risk
- **Moisture, Shock and Immersion Resistant**
- **Magnetically Shielded**
- **Other termination finishes available**
- **Ideally designed for GaN applications and higher switching frequencies**
- **Designed with nanocrystalline core for superior thermal stability and higher frequency operations**

MARKINGS: LASER ETCH OR INK

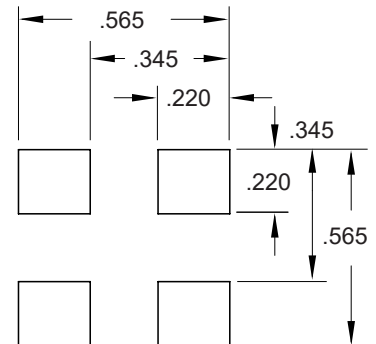


SIDE VIEW

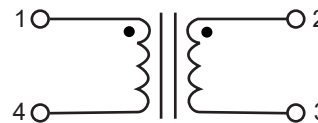


BOTTOM VIEW

IN	MM
0.565	14.35
0.535	13.59
0.345	8.76
0.220	5.59
0.200	5.08
0.135	3.43
0.085	2.16
0.025	0.64
0.010	0.25



RECOMMENDED MOUNTING PAD CIRCUIT SIDE



SCHEMATIC

CUSTOM DESIGNS & MODIFICATIONS:

Other electrical configurations and performance characteristics are available in various sizes and package types

CMN9 SERIES





DATA TABLE

Vanguard P/N	Inductance @ 10kHz ± 40% (mH)	DCR Max (Ohms)	Rated Current (A)
CMN9-902*-*-*	0.09	0.007	8.26
CMN9-203*-*-*	0.20	0.008	7.54
CMN9-353*-*-*	0.35	0.010	7.30
CMN9-553*-*-*	0.55	0.012	6.53
CMN9-783*-*-*	0.78	0.014	5.96
CMN9-114*-*-*	1.1	0.015	5.52
CMN9-144*-*-*	1.4	0.021	4.60
CMN9-184*-*-*	1.8	0.023	4.33
CMN9-224*-*-*	2.2	0.024	4.11
CMN9-264*-*-*	2.6	0.025	3.92
CMN9-314*-*-*	3.1	0.026	3.75
CMN9-374*-*-*	3.7	0.034	3.20
CMN9-434*-*-*	4.3	0.035	3.09
CMN9-494*-*-*	4.9	0.035	2.98
CMN9-564*-*-*	5.6	0.036	2.89
CMN9-634*-*-*	6.3	0.037	2.80
CMN9-714*-*-*	7.1	0.049	2.43
CMN9-794*-*-*	7.9	0.052	2.37
CMN9-874*-*-*	8.7	0.055	2.31
CMN9-964*-*-*	9.6	0.057	2.25
CMN9-105*-*-*	10.6	0.076	1.95

VE PART NUMBER STRUCTURE KEY

EXAMPLE: CMN9-224S-1-T

INDUCTANCE (uH) (mH)

902 = 90 uH
144 = 1.4 mH
714 = 7.1 mH

TERMINATION

S	SnPb
R	Pure Tin

RELIABILITY

1	COTS/EM
7	Other

PACKAGING (Default Bulk)

B	Bulk
T	Tape and Reel

Tape and reel specs
Pcs. / reel maximum, (13") 320
Pitch between parts: 24 mm
Tape width: 24 mm

CUSTOM DESIGNS & MODIFICATIONS:

Other electrical configurations and performance characteristics are available in various sizes and package types

CMN9 SERIES

