



XT62200 SERIES PACKAGE A2



+200°C

Inductance Range (uH)	DCR max (Ohms)	Current Rating (mA)
15 to 3000	0.069 to 13	100 to 1460

ELECTRICAL SPECIFICATIONS

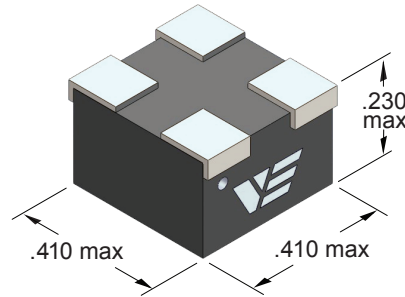
- **Operating Temperature:** -40°C to +200°C
- **Storage Temperature:** -45°C to +205°C
- **Temperature Rise:** < 30°C
- **Inductance at rated DC:** ≥ 70% of initial
- **Dielectric Withstanding Voltage:** 500 V_{RMS}
- **Overload Current:** 1.5 times rated current
- **Different electrical values available upon request**

FEATURES

- **Ideal** for geophysical applications in environments ≤ 200°C
- **Compact**, low profile, ideal for automatic placement
- **Terminations:** High temperature solder
- **Welded Internal Connections** - no reflow risk
- **Moisture, Shock and Immersion Resistant**
- **Self Shielding**
- **Other termination finishes available**

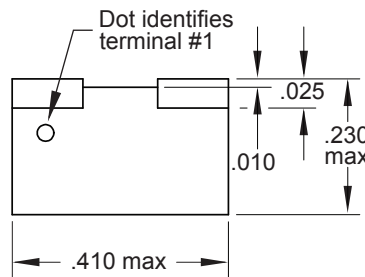
APPLICATIONS

- Filter inductors
- Power supplies
- Ripple suppressors
- DC/DC converters
- SEPIC converters

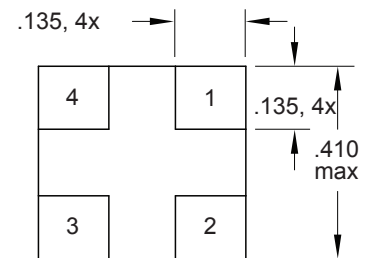


THRU-HOLE &
GULL-WING PACKAGES
ALSO AVAILABLE

MARKINGS: LASER ETCH OR INK

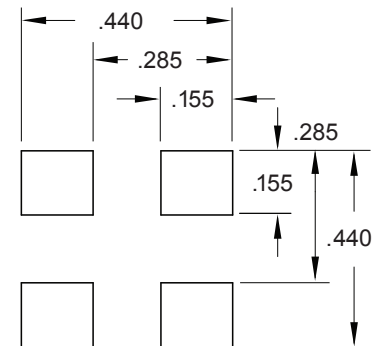


SIDE VIEW



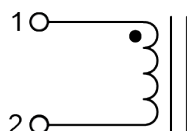
BOTTOM VIEW

IN	MM
0.440	11.18
0.410	10.41
0.285	7.24
0.240	6.10
0.155	3.94
0.135	3.43
0.025	0.64
0.010	0.25



RECOMMENDED MOUNTING PAD CIRCUIT SIDE

SCHEMATIC





DATA TABLE

Vanguard P/N	Inductance (uH ±10%)	DCR max (Ohms)	Rated DC Current (mA)
XT62201	15	0.069	1460
XT62202	18	0.073	1380
XT62203	20	0.078	1300
XT62204	22	0.081	1240
XT62205	25	0.100	1180
XT62206	27	0.114	1130
XT62207	30	0.120	1050
XT62208	33	0.130	1000
XT62209	39	0.177	920
XT62210	47	0.196	830
XT62211	50	0.200	800
XT62212	56	0.209	780
XT62213	68	0.263	710
XT62214	75	0.285	670
XT62215	82	0.315	640
XT62216	100	0.443	580
XT62217	120	0.484	530
XT62218	150	0.694	470
XT62219	180	0.760	430
XT62220	200	0.800	410

Inductance measured at 10 kHz, 0.1 V_{RMS}

Vanguard P/N	Inductance (uH ±10%)	DCR max (Ohms)	Rated DC Current (mA)
XT62221	220	0.84	390
XT62222	250	1.00	370
XT62223	270	1.18	350
XT62224	300	1.22	330
XT62225	330	1.29	320
XT62226	350	1.50	300
XT62227	390	1.76	290
XT62228	470	1.94	260
XT62229	500	2.00	250
XT62230	560	2.12	240
XT62231	680	2.88	220
XT62232	750	3.00	210
XT62233	820	3.16	200
XT62234	1000	4.42	180
XT62235	1200	4.84	160
XT62236	1500	7.10	140
XT62237	1800	7.77	120
XT62238	2000	8.00	115
XT62239	2200	8.58	112
XT62240	2700	12.11	110
XT62241	3000	13.00	100

CUSTOM DESIGNS & MODIFICATIONS:

Other electrical configurations and performance characteristics are available in various sizes and package types

XT62200 SERIES

PACKAGE A2

