



S62200 SERIES PACKAGE A2



ALL PARTS AVAILABLE AS CLASS S OR CLASS B

MIL-STD-981

| Inductance Range (uH) | DCR max (Ohms) | Current Rating (mA) |
|-----------------------|----------------|---------------------|
| 15 to 3000 | 0.069 to 13 | 100 to 1460 |

ELECTRICAL SPECIFICATIONS

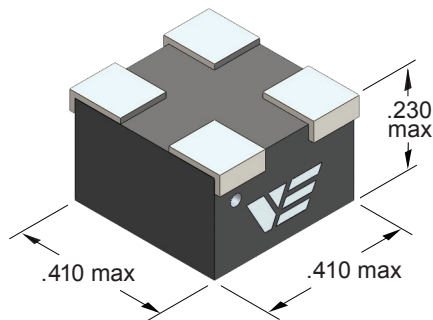
- **Operating Temperature:** -55°C to +125°C
- **Storage Temperature:** -60°C to +135°C
- **Temperature Rise @ 90°C:** < 30°C
- **Inductance at rated DC:** ≥ 70% of initial
- **Dielectric Withstanding Voltage:** 500 V_{RMS}
- **Delta L:** ±2% over operating temperature range
- **Low Outgassing:** TML <1%
- **Overload Current:** 1.5 times rated current
- **Different electrical values available upon request**

FEATURES

- **Compact**, low profile, ideal for automatic placement
- Built to meet **MIL-STD-981** specifications
- **Terminations:** Tin-lead
- **Welded Internal Connections**
- **Moisture, Shock and Immersion Resistant**
- **Self Shielding**
- **Other termination finishes available**

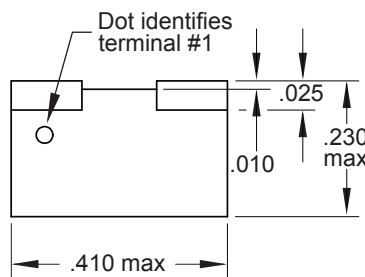
APPLICATIONS

- Filter inductors
- Power supplies
- Ripple suppressors
- DC/DC converters
- SEPIC converters

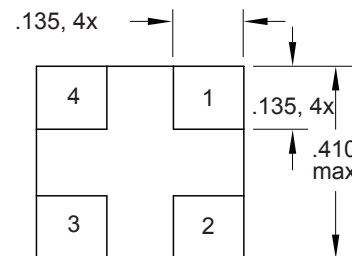


THRU-HOLE &
GULL-WING PACKAGES
ALSO AVAILABLE

MARKINGS: LASER ETCH OR INK

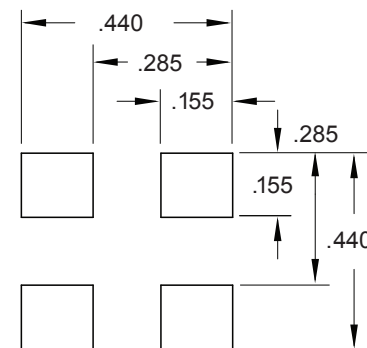


SIDE VIEW



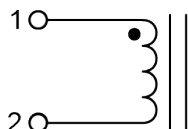
BOTTOM VIEW

| IN | MM |
|-------|-------|
| 0.440 | 11.18 |
| 0.410 | 10.41 |
| 0.285 | 7.24 |
| 0.230 | 5.84 |
| 0.155 | 3.94 |
| 0.135 | 3.43 |
| 0.025 | 0.64 |
| 0.010 | 0.25 |



RECOMMENDED MOUNTING PAD CIRCUIT SIDE

SCHEMATIC





DATA TABLE

| Vanguard P/N | Inductance (uH ±10%) | DCR max (Ohms) | Rated DC Current (mA) |
|--------------|----------------------|----------------|-----------------------|
| S62201 | 15 | 0.069 | 1460 |
| S62202 | 18 | 0.073 | 1380 |
| S62203 | 20 | 0.078 | 1300 |
| S62204 | 22 | 0.081 | 1240 |
| S62205 | 25 | 0.100 | 1180 |
| S62206 | 27 | 0.114 | 1130 |
| S62207 | 30 | 0.120 | 1050 |
| S62208 | 33 | 0.130 | 1000 |
| S62209 | 39 | 0.177 | 920 |
| S62210 | 47 | 0.196 | 830 |
| S62211 | 50 | 0.200 | 800 |
| S62212 | 56 | 0.209 | 780 |
| S62213 | 68 | 0.263 | 710 |
| S62214 | 75 | 0.285 | 670 |
| S62215 | 82 | 0.315 | 640 |
| S62216 | 100 | 0.443 | 580 |
| S62217 | 120 | 0.484 | 530 |
| S62218 | 150 | 0.694 | 470 |
| S62219 | 180 | 0.760 | 430 |
| S62220 | 200 | 0.800 | 410 |

| Vanguard P/N | Inductance (uH ±10%) | DCR max (Ohms) | Rated DC Current (mA) |
|--------------|----------------------|----------------|-----------------------|
| S62221 | 220 | 0.84 | 390 |
| S62222 | 250 | 1.00 | 370 |
| S62223 | 270 | 1.18 | 350 |
| S62224 | 300 | 1.22 | 330 |
| S62225 | 330 | 1.29 | 320 |
| S62226 | 350 | 1.50 | 300 |
| S62227 | 390 | 1.76 | 290 |
| S62228 | 470 | 1.94 | 260 |
| S62229 | 500 | 2.00 | 250 |
| S62230 | 560 | 2.12 | 240 |
| S62231 | 680 | 2.88 | 220 |
| S62232 | 750 | 3.00 | 210 |
| S62233 | 820 | 3.16 | 200 |
| S62234 | 1000 | 4.42 | 180 |
| S62235 | 1200 | 4.84 | 160 |
| S62236 ♦ | 1500 | 7.10 | 140 |
| S62237 ♦ | 1800 | 7.77 | 120 |
| S62238 ♦ | 2000 | 8.00 | 115 |
| S62239 ♦ | 2200 | 8.58 | 112 |
| S62240 ♦ | 2700 | 12.11 | 110 |
| S62241 ♦ | 3000 | 13.00 | 100 |

Inductance measured at 10 kHz, 0.1 V_{RMS}

♦ Class "S" is available by issuing a waiver to MIL-STD-981 wire size requirements

CUSTOM DESIGNS & MODIFICATIONS:

Other electrical configurations and performance characteristics are available in various sizes and package types

S62200 SERIES

PACKAGE A2

