



SWW0805 SERIES CERAMIC SM CHIP INDUCTOR

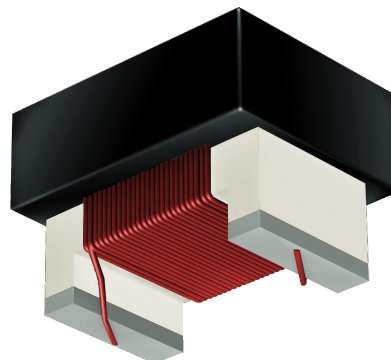


ALL PARTS AVAILABLE AS CLASS S OR CLASS B

MIL-STD-981

Inductance Range (nH)	DCR (Ohms)	Current Rating (mA)
2.2 to 2200	0.080 to 5.0	1000 to 140

ALL DIMENSIONS: INCHES



ELECTRICAL SPECIFICATIONS

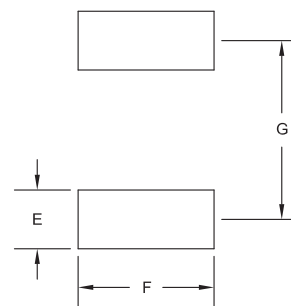
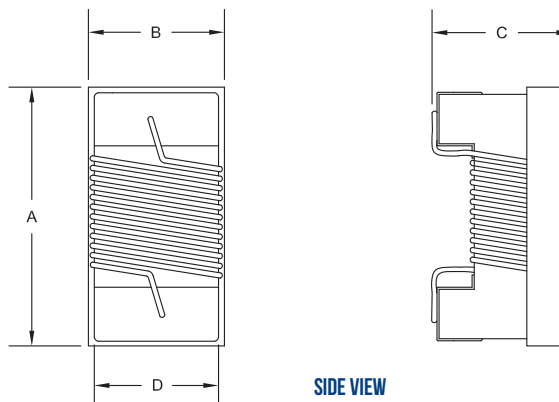
- **Operating Temperature:** -55°C to +125°C
- **Storage Temperature:** -60°C to +130°C
- **Temperature Rise @ 90°C:** <35°C
- **Dielectric Withstanding Voltage:** 200 V_{RMS}
- **Different electrical values available upon request**
- **Outgassing compliant per ASTM E595** (TML <1%, CVCM <0.1%)

FEATURES

- **High Q**
- **Terminations:** Gold
- Welded Connections
- Moisture, Shock and Immersion Resistant
- **Resistance to Soldering Heat:** 265°C for 10 secs
- **Other termination finishes available**
- **Standard packaging is Waffle Pack**
Tape and Reel available upon request
- **Max Weight:** 0.008 grams

APPLICATIONS

- Filter inductors
- Impedance matching
- Ripple suppressors
- Resonance circuits
- AC Chokes
- Phased array



Package	A max	B max	C max	D ref	E ref	F ref.	G ref.
0805	0.095	0.070	0.060	0.050	0.040	0.070	0.070

CUSTOM DESIGNS & MODIFICATIONS:

Other electrical configurations and performance characteristics are available in various sizes and package types





DATA TABLE

Vanguard P/N	Inductance Freq (MHz)	Inductance Nominal (nH)	Q Freq (MHz)	Q min	SRF min (MHz)	DCR max (Ohms)	DC Current max (mA)
SWW0805-2R2X*-*	250	2.2	1800	55	6000	0.080	1000
SWW0805-2R7X*-*	250	2.7	1800	55	6000	0.080	1000
SWW0805-3R3X*-*	250	3.3	1500	50	6000	0.080	1000
SWW0805-4R7X*-*	250	4.7	1500	60	5000	0.080	1000
SWW0805-5R6X*-*	250	5.6	1500	60	5000	0.090	1000
SWW0805-6R8X*-*	250	6.8	1500	60	4600	0.110	1000
SWW0805-8R2X*-*	250	8.2	1500	55	4600	0.120	970
SWW0805-10RX*-*	250	10	1500	60	4500	0.130	930
SWW0805-12RX*-*	250	12	500	65	4000	0.150	870
SWW0805-15RX*-*	250	15	500	50	2800	0.170	810
SWW0805-18RX*-*	250	18	500	50	2600	0.200	750
SWW0805-22RX*-*	250	22	500	55	2300	0.220	720
SWW0805-27RX*-*	250	27	500	55	2300	0.250	670
SWW0805-33RX*-*	250	33	500	60	2000	0.270	650
SWW0805-39RX*-*	250	39	500	60	2000	0.290	625
SWW0805-47RX*-*	250	47	500	60	1900	0.310	600
SWW0805-56RX*-*	250	56	500	50	1600	0.340	570
SWW0805-68RX*-*	250	68	500	50	1500	0.380	540
SWW0805-82RX*-*	150	82	500	55	1330	0.420	520
SWW0805-100RX*-*	150	100	500	55	1250	0.460	490
SWW0805-120RX*-*	150	120	250	45	1100	0.510	470
SWW0805-150RX*-*	100	150	250	45	920	0.700	400
SWW0805-180RX*-*	100	180	250	45	920	0.800	370
SWW0805-220RX*-*	100	220	250	45	820	1.2	300
SWW0805-270RX*-*	100	270	200	40	730	1.2	300
SWW0805-330RX*-*	100	330	200	40	750	1.8	250
SWW0805-390RX*-*	100	390	200	40	700	2.0	230
SWW0805-470RX*-*	100	470	200	40	600	3.0	210
SWW0805-560RX*-*	100	560	200	40	500	3.5	180
SWW0805-680RX*-*	50	680	200	40	450	4.0	170
SWW0805-820RX*-*	25	820	25	15	250	2.5	210
SWW0805-1000RX*-*	25	1000	25	15	250	3.0	195
SWW0805-1800RX*-*	7.9	1800	7.9	15	50	4.5	150
SWW0805-2200RX*-*	7.9	2200	7.9	15	40	5.0	140

*See VE part number structure key

CUSTOM DESIGNS & MODIFICATIONS:

Other electrical configurations and performance characteristics are available in various sizes and package types

SWW0805 SERIES







VE PART NUMBER
STRUCTURE KEY

EXAMPLE: SWW0805-2R2KS-6-W

INDUCTANCE
(nH)

2.2
2R2

*R = Decimal point

TOLERANCE

K	10%
J	5%
G	2%
*F	1%

*Consult factory

TERMINATION

S	SnPb
G	Gold

RELIABILITY

6	Class "B"
7	Class "S"
8	Other

PACKAGING
(Default Waffle)

W	Waffle Pack
T	Tape and Reel

CUSTOM DESIGNS & MODIFICATIONS:

Other electrical configurations and performance characteristics are available in various sizes and package types

SWW0805 SERIES



