



S60000 SERIES

PACKAGE A1 REF: M27/372



ALL PARTS AVAILABLE AS CLASS S OR CLASS B

MIL-STD-981

Inductance Range (mH)	DCR max (Ohms)	Current Rating (mA)
0.025 to 10.000	.400 to 128.00	20 to 600

ELECTRICAL SPECIFICATIONS

- **Operating Temperature:** -55°C to +130°C
- **Storage Temperature:** -60°C to +135°C
- **Temperature Rise @ 90°C:** < 35°C
- **Inductance at rated DC:** ≥ 70% of initial
- **Dielectric Withstanding Voltage:** 100 V_{RMS}
- Thermally stable inductance within 2% over operating temperature range
- **Low Outgassing:** TML <1%
- **Different electrical values available upon request**

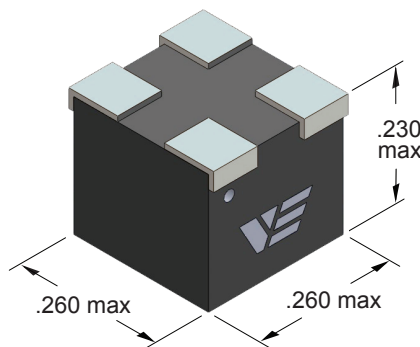
FEATURES

- **Compact**, low profile, ideal for automatic placement
- Built to meet **MIL-STD-981** specifications
- **Terminations:** Tin-lead
- **Welded Internal Connections**
- **Moisture, Shock and Immersion Resistant**
- **Magnetically Shielded**
- **Multiple Configurations:** series, parallel, transformer, dual inductor
- **Other termination finishes available**

APPLICATIONS

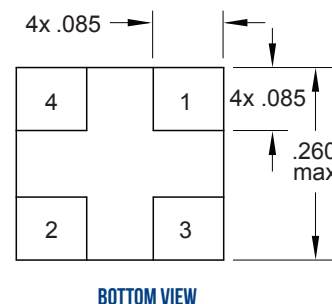
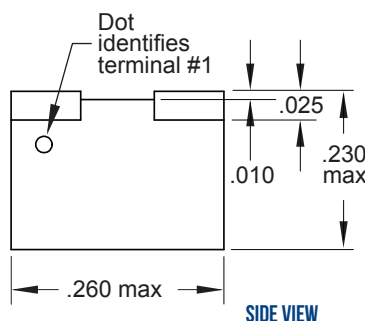
- Filter inductors
- Power supplies
- Ripple suppressors
- DC/DC converters
- Common mode chokes
- SEPIC converters
- Isolation transformers

Add "-S" suffix for Class S Screening
 Add "-B" suffix for Class B Screening

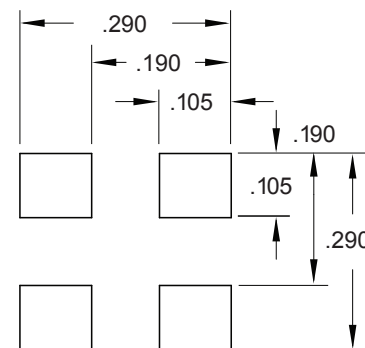


THRU-HOLE & GULL-WING PACKAGES ALSO AVAILABLE

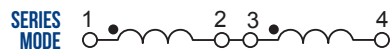
MARKINGS: LASER ETCH OR INK



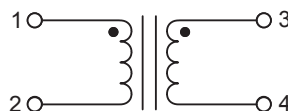
IN	MM
0.290	7.36
0.260	6.60
0.230	5.84
0.190	5.05
0.105	2.66
0.085	2.16
0.025	0.64
0.010	0.25



TYPICAL USER CONNECTIONS



SCHEMATIC



S60000 SERIES

PACKAGE A1





DATA TABLE

Vanguard P/N	Series Inductance (mH ±10%)	Series Rated DC Current (mA)	Series DCR max (Ohms)	Parallel Inductance (mH ±10%)	Parallel Rated DC Current (mA)	Parallel DCR max (Ohms)	Package A-
S60001	0.100	300	1.60	0.025	600	0.400	1
S60005	0.250	200	3.11	0.062	400	0.778	1
S60009	0.500	150	6.14	0.125	300	1.535	1
S60013	0.750	120	9.45	0.187	240	2.363	1
S60017	1.000	95	12.85	0.250	190	3.213	1
S60021 ♦	2.000	75	25.60	0.500	150	6.400	1
S60025 ♦	3.000	60	38.40	0.750	120	9.600	1
S60029 ♦	5.000	45	64.00	1.250	90	16.000	1
S60033 ♦	7.500	30	96.00	1.875	60	24.000	1
S60037 ♦	10.000	20	128.00	2.500	40	32.000	1

Inductance measured at 10 kHz, 0.1 V_{RMS}

♦ **Note:** Part numbers noted are MIL-STD-981, Class "S" compliant with the exception of wire size. All other aspects are met 100%. Contact Vanguard for more information

CUSTOM DESIGNS & MODIFICATIONS:

Other electrical configurations and performance characteristics are available in various sizes and package types

S60000 SERIES
PACKAGE A1



