



## WW0603 SERIES

QPL: M83446/36  
PENDING



### MIL-PRF-83446

### ELECTRICAL SPECIFICATIONS

- **Operating Temperature:** -55°C to +125°C
- **Storage Temperature:** -60°C to +130°C
- **Temperature Rise @ 90°C:** <35°C
- **Dielectric Withstanding Voltage:** 200 V<sub>RMS</sub>
- **Different electrical values available upon request**

### FEATURES

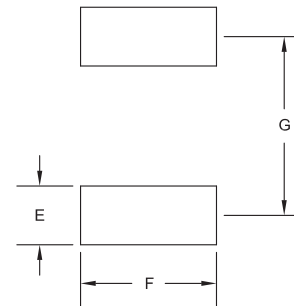
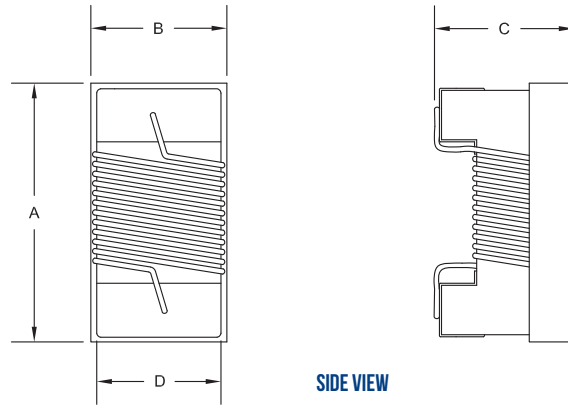
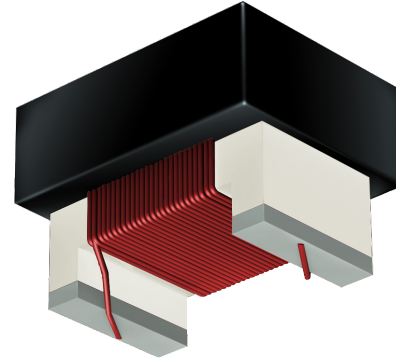
- **High Q**
- **Terminations:** Tin-lead, Gold
- Welded Connections
- Moisture, Shock and Immersion Resistant
- **Resistance to Soldering Heat:** 265°C for 10 secs
- **Other termination finishes available**
- **Tape and Reel Packaging Available**
- **Max Weight:** 0.008 grams

### APPLICATIONS

- Filter inductors
- Impedance matching
- Ripple suppressors
- Resonance circuits
- AC Chokes
- Phased array

Inductance Range (nH)	DCR (Ohms)	Current Rating (mA)
1.8 to 270	600 to 6000	1000 to 195

ALL DIMENSIONS: INCHES



Package	A max	B max	C max	D ref.	E ref.	F ref.	G ref.
0603	0.071	0.047	0.040	0.030	0.025	0.040	0.050

#### CUSTOM DESIGNS & MODIFICATIONS:

Other electrical configurations and performance characteristics are available in various sizes and package types

WW0603 SERIES






## DATA TABLE

Vanguard P/N	Inductance Nominal (nH)	Q min	Test Freq (MHz)	SRF min (MHz)	DCR max (Ohms)	DC Current max (mA)
WW0603-1R8X*-*	1.8	22	250	6000	0.070	1000
WW0603-3R3X*-*	3.3	22	250	6000	0.070	1000
WW0603-3R6X*-*	3.6	22	250	6000	0.070	1000
WW0603-3R9X*-*	3.9	22	250	6000	0.070	1000
WW0603-4R3X*-*	4.3	22	250	6000	0.090	885
WW0603-4R7X*-*	4.7	22	250	6000	0.090	885
WW0603-5R6X*-*	5.6	22	250	5800	0.100	840
WW0603-6R8X*-*	6.8	30	250	5800	0.100	840
WW0603-8R7X*-*	8.7	30	250	5200	0.140	705
WW0603-10RX*-*	10	31	250	4800	0.160	665
WW0603-12RX*-*	12	35	250	4000	0.130	735
WW0603-15RX*-*	15	35	250	4000	0.170	645
WW0603-16RX*-*	16	35	250	3400	0.170	645
WW0603-18RX*-*	18	35	250	3100	0.170	645
WW0603-22RX*-*	22	38	250	3000	0.190	610
WW0603-27RX*-*	27	40	250	2800	0.220	565
WW0603-33RX*-*	33	40	250	2300	0.220	565
WW0603-39RX*-*	39	40	250	2200	0.240	540
WW0603-47RX*-*	47	38	200	2000	0.280	500
WW0603-56RX*-*	56	38	200	1900	0.310	475
WW0603-68RX*-*	68	37	200	1700	0.360	440
WW0603-82RX*-*	82	34	150	1700	0.540	360
WW0603-100RX*-*	100	34	150	1400	0.750	305
WW0603-120RX*-*	120	32	150	1300	0.790	300
WW0603-150RX*-*	150	28	150	990	1.14	245
WW0603-180RX*-*	180	25	150	990	1.28	235
WW0603-220RX*-*	220	25	150	700	1.70	200
WW0603-270RX*-*	270	16	25	600	1.78	195

\*See VE part number structure key

### VE PART NUMBER STRUCTURE KEY

EXAMPLE: WW0603-1R8KS-W

#### INDUCTANCE (nH)

1.8  
1R8

\*R = Decimal point

#### TOLERANCE

K	10%
J	5%
G	2%
*F	1%

\*Consult factory

#### TERMINATION

S	SnPb
G	Gold

#### PACKAGING (Default Waffle)

W	Waffle Pack
T	Tape and Reel

### CUSTOM DESIGNS & MODIFICATIONS:

Other electrical configurations and performance characteristics are available in various sizes and package types

## WW0603 SERIES

